

# Mr Shanahan's LEARNING-FROM-HOME classes of the week-

Week beginning 6TH SEPTEMBER - 10TH SEPTEMBER

We AGAIN were so impressed with the quality of learning happening from home for so many classes, we could not choose just one!

## NU'U TOA MENTORING - TEACHERS

MR TU'UGA-STEVENSON, MS PASSI, MS HENRY,  
MS VETCH, MS MUNRO, MS KENNY, MS GARDYNE,  
MR PLASKET, MS TAI TIN & MR RANGIWHETU

Amazing group of senior students have been turning up to the Mentoring workshops each Wednesday afternoon, with Teachers from across Science, English, Maths, PE & Health and Humanities. At the start of each session we have staff v s s tudents i n K ahoot w ith p rizes, theme weeks (last week was "hat day"), break-out rooms with Teachers and a Talanoa session to end. Always great to see everyone, full o f e nergy, very engaging and student voice encouraging others with their top tips in persevering with LFH.

## MRS PERCY - YEAR 9M SCIENCE

I have been really impressed with the work done by many in this class. They have applied themselves to all tasks set and completed them to a high standard. They have been asking thoughtful questions. One of the things that I love is the simple "thank you miss - have a good day" after I have returned their work.

## MS MARGAN - YEAR 10 DANCE

We had our first Google Meet since going into lockdown today and I feared that they wouldn't want to engage so early in the morning. BUT we had our highest attendance for Dance YET-! They were so resilient and were dancing in front of the camera and laughing and even leading the class for me when I got distracted by my children. This class gives me hope for the future.

## MS COUP - 301 BIOLOGY

Students have gone above and beyond in our "Caveman Challenge" while studying human evolution. A collection of their work can be seen on this document. This challenge was started at school (making fire) and continued at home (making shelter and cave paintings) Some of them have even used this opportunity to involve others in their family in their learning!



**CLICK HERE TO CHECK OUT  
THE CREATIVE CAVEMAN CHALLENGE'S  
IN THE FOLLOWING PAGES!**

# Making Fire




# Shelter





# Cave Paintings



Man shoot bow  
and arrow at man

This is an elephant. I got inspiration to do a cave painting of an elephant by looking at cave paintings of animals. The elephant was 'painted' onto a canvas using a cotton tip. I used dark brown colour for the outlines of the elephant and then coloured in the inside of the elephant a light brown colour. The ground was coloured a 'muddy green' colour (like the colour of a savannah in Africa). There are red flowers in the painting to represent flowers that early hominins might have seen.



The painting was done by me and my little brother. It's not that good but we tried our best! So we used paint, leaves, spices, mud for the background (brown) and sticks to draw out the animals.




Caveman and cow; a self portrait

I made these by making pastes with paprika and turmeric



This is my attempt at finger painting a mammoth. I mixed red and black paint together because early H. sapiens used red or black pigments made from rocks. A mammoth would have been an animal they encountered or hunted during the ice age.



I experimented with painting on a rock from my backyard that had a rough surface on it. I wanted to see how it would feel working on a rougher surface and how cavemen possibly made the art.

My second experiment with painting on card paper. Though it did not exist during the time that cavemen were alive, I was interested in seeing how it would look on a different surface.

For both experiments, I used the charcoal and a little water to do my painting, before smudging particular parts of the painting.