


# Selecting Year 11 Subjects for 2023

Year 10 students are now able to make their selection of subjects for Year 11 2023 with their parents and caregivers.

## **The Year 11 programme**

In Year 11 all students do English, Maths and Science.  
In addition they do three option subjects of their choice.



## What support is available?

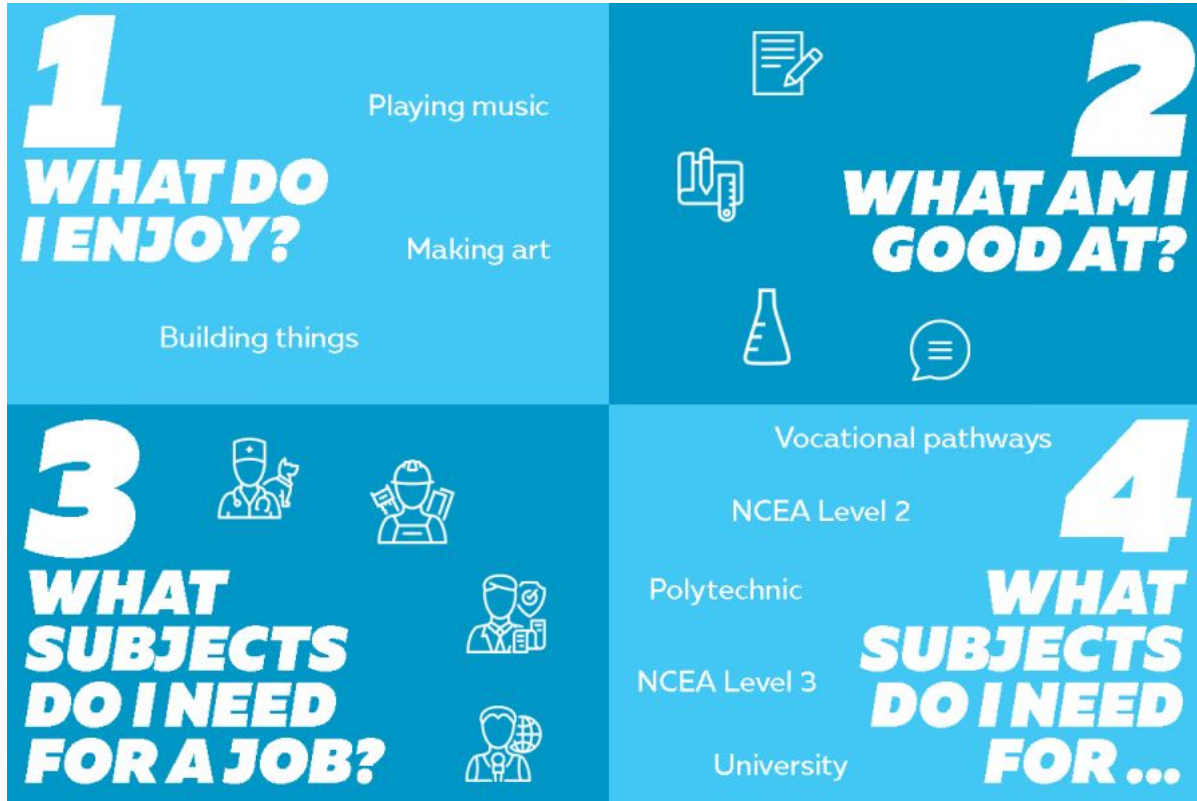
### Students

- In Social Studies students have completed a topic on careers and future pathways. This has introduced them to the subjects available to them and some guiding ideas on how to make informed choices. The careers staff have visited the classes to give guidance too.
- Students have then been able to signal their initial subjects-of-interest or wish-list by entering these in the portal

### Parents and Caregivers

- It is important that parents talk over and decide with their child the choices, to see if these are a match with abilities and aspirations. Do use the Subject Booklet as a guide and especially the curriculum map in the centre of the booklet that shows where each Year 11 subject leads.
- Attached is the subject selection form to help you see these clearly.
- Once you as parents have decided with your child on the Year 11 subjects, enter these in the portal and if needed amend any wish-list your child has made.

# How do we know what to choose?



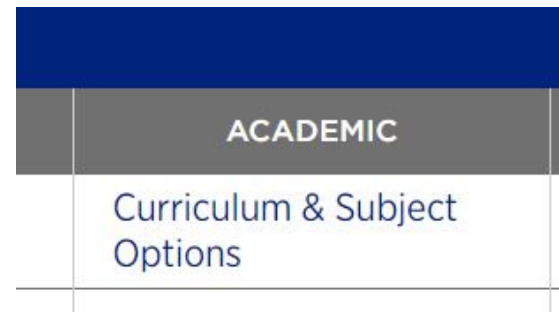
# How do I find out about each of the school subjects?

Step 1: Students should have brought home the Subject Guide or *if not....*

Step 2: Go to the school website and click on the menu



Step 3: Select the button Curriculum & Subject Options



## Step 4:

Scroll down to find

the different subject buttons



Humanities Senior Options 2023

[Languages Senior Options 2023](#)

Mathematics Senior Options 2023

Performing Arts Senior Options 2023

Sciences Senior Options 2023

Te Reo Māori Senior Options 2023

Technology Senior Options 2023

Visual Arts Senior Options 2023

# How do we enter our choices?

Step 1: Go to the school website and click on PORTAL



Step 2: Enter your username and password

A login form with a blue header containing the Waitākere College logo and name. The form itself is white with a blue border. It has two input fields: 'USERNAME: \*' with a placeholder 'Username (Required)' and 'PASSWORD: \*' with a placeholder 'Password (Required)'. A blue 'Sign On' button is located to the right of the password field.

Step 3: Click on Course Selection



## Step 4: Follow the instructions that appear choosing THREE subjects by clicking on the grey boxes.

### 2023 Year 11 Senior Options

1. CHOOSE OPTIONS: In columns 2, 4 and 6, choose your 3 best option subjects (1 per column).

NOTE: CORE SUBJECTS - Students will be placed into English, Maths and Science classes by the school based on teacher recommendations.

2. CLASH: If you have a clash (TWO subjects in one line):

(a) choose one subject in that line;

(b) put the other subject in the 'Alternate' column (the subject you missed out on).

NOTE: To find out more about a subject, click on the blue subject name. A full subject selection guide is available on the school website:

<https://www.waitakerecollege.school.nz/academic/curriculum-subject-options>

Course	2	4	6	Alternate
<b>Art</b>				
<a href="#">Art - Level 1 (ART101)</a>	<input type="checkbox"/>	<input type="checkbox"/>	<input type="checkbox"/>	<input type="checkbox"/>
<a href="#">Art Photo Design - Level 1 (APD101)</a>			<input type="checkbox"/>	<input type="checkbox"/>
<b>Commerce</b>				
<a href="#">Business Studies - Level 1 (BUS101)</a>	<input type="checkbox"/>	<input type="checkbox"/>	<input type="checkbox"/>	<input type="checkbox"/>