



# WAITĀKERE COLLEGE PĀNUI

TERM 2 - WIKI 1  
Theme:

Shooting for the Stars

- Finding out
- Knowing how



## BELLS TIMES

Mon/Tues/ Thur & Fri	Wednesday	
8.40 - 9.45- 10.45-11.10	9.20/25-10.25 -11.20	
EVERY DAY		
P3=11.30 P4=12.35 -1.35 P5=2.05-3.05		

## ASSEMBLIES

YEAR 9	MONDAY	YEAR 9
YEAR 10	FRIDAY	YEAR 10
YEAR 11	THURSDAY	YEAR 11
YEAR 12	TUESDAY	YEAR 12
YEAR 13		YEAR 13

# Pānui Day 3 Rāhina Monday 28 April 2025

### Kaleidoscope

Kaleidoscope is a safe and welcoming space for all rainbow+ rangatahi, staff and allies. It's a place to connect, kōrero, and be yourself. We meet every Tuesday in C9—nau mai, haere mai!



### Calling all students! 🎲♟️🎮

Join us for **Games Club** on Thursdays at lunchtime in E3. Come and enjoy board games, card games, and more. Bring your friends or make new ones! See you there! 😊

### Christian Club

Held every Monday lunchtime in A9. This is a place where we have daily messages of encouragement and bible study. Mr Frost



### Maths Tutorials

Wednesday After School.  
G2 3:10 - 4pm



### Tech Free Tuesday

Every Tuesday lunchtime in the library. Board games, cards, and chess available. No devices as this is an opportunity to unplug and enjoy a game in real time and space!

# SPORTS



## Badminton Notice Updated

**Team Members: Please come to training every Friday in correct gear. Please ensure that you are available on the days of your matches next term. If there is an issue please let Miss C know.**

**Non-Team Members: Can play on Wednesday morning from 8:20am. Team members are strictly not allowed.**



## Boys Tennis

**Year 9, 10 and 11 Boys are welcome to join. Thursday afternoons from 3:15 to 4:15. Racquets will be provided. Tennis shoes are a must. See you Thursdays.**



## BASKETBALL


**Junior Basketball Skill Sessions**  
Wednesday and Friday mornings from  
7:00 - 8:15. A good opportunity to  
develop your skills to prepare for the  
basketball season!



# Clubs and Repeating Notices

## Yu Gi Oh Club

Are you interested in Yu Gi Oh?  
Do you have deck? Do you want  
to learn how to play, Trade cards  
and talk strategies?  
Come to T6 (The small art room  
at the back of T block) on Friday lunchtime and  
chat to Mr Smith.



## Kaleidoscope

Kaleidoscope is a safe and welcoming  
space for all rainbow+ rangatahi, staff  
and allies. It's a place to connect,  
kōrero, and be yourself. We meet every Tuesday in  
C9—nau mai, haere mai!



## Calling all students! 🎲♟️🎮

Join us for **Games Club** on Thursdays at lunchtime in  
E3.  
Come and enjoy board games, card games, and  
more. Bring your friends or make new ones!  
See you there! 😊

## Year 12/13 Philosophy Club.

Have you ever wondered how you can be certain  
you can know anything for sure? How to treat  
others in the right way? Why you think, therefore,  
you are? Our rights and obligations towards others?  
Or simply how to achieve eudaimonia - a flourishing  
life.

If you're interested in discussing these and other  
questions, and being introduced to some of the  
great names and ideas of philosophy,  
come along to A3 on **Friday** at 3.15.  
Contact Mr Marshall for more info.



## Dungeons and Dragons Club

Looking for adventure?  
Come to B6 on Thursdays  
After school (3:30 - 4:30)!  
Everyone is welcome. We also play Magic:  
The Gathering if there is interest.



## DRAMA CLUB

Come along to Drama Club in  
M4 on Thursday lunchtimes  
to take part in theatre sports  
and drama games.  
All welcome!



## Christian Club

Held every Monday lunchtime  
in A9. This is a place where  
we have daily messages  
of encouragement and bible study. Mr Frost



## PHOTOGRAPHY CLUB: Updated notice.

Photography Club will now be held weekly in T5  
on Fridays after school until 4:30. We have  
cameras, film, chemicals and paper  
for your own black and white photo  
projects. Mr. Webby will be there to  
assist you. See you then!



## Tech Ninjas Club

If you are interested in learning about computer hardware and how each part  
functions, join the tech ninjas club! You will gain new knowledge and provide a  
valuable service to the school by being a part of the team getting computers going  
that will be used in classrooms. This club takes place after school  
on Thursdays every week in A5 until 4:40.




## Maths Tutorials

Wednesday After  
School.  
G2 3:10 - 4pm



## Waitak Islamic Society

Friday Jummah prayers at  
lunchtime in B11.  
G CLASS CODE: 2embqqx  
For more info. On observance,  
understanding and questions  
Please contact: Mr Tashmeer,  
Mr Yunis, Mr Naseem, Mr Jada  
and Aml Abuharbid.



## Tech Free Tuesday

Every Tuesday lunchtime in the library.  
Board games, cards, and chess available. No  
devices as this is an opportunity to unplug  
and enjoy a game in real time and space!

# Clubs and Repeating Notices continued....

## **NZQA Information**

**If you need more time for your NCEA assessment, you must:**


- 1. Talk to your teacher, they can give you up to one week more time**
- 2. If you need more than one week, complete this form**

**<https://forms.gle/EsauZ1z9rb5y2vFx7>**

**If you want to appeal your grade, you must:**

- 1. Talk to your teacher to make sure you understand how the assessment was marked**
- 2. If you still want to appeal, you must complete this form within 3 weeks of the assessment**

**<https://forms.gle/eJS4ufUPntQA2eyw5>**



**Three dollars is not enough for a lunch, we deserve better.**

**Sign our petition now to ask for more from the government. Here is the link**

**<https://petitions.parliament.nz/f4fff921-4e53-4139-bb17-08dd60c31487>**




# HOW SENIOR 12/13 STUDENTS CAN SEE WEEKLY REPORTS


### SchoolBridge

#### How to see Reports through SchoolBridge App


**1 - OPEN THE SCHOOLBRIDGE APP ON YOUR PHONE**




**2 - Click on school.kiwi (this is the new portal)**




**3 - Continue**




**4 - Click on Menu**  
(if you click on SchoolBridge it will take you back)



**5- click on reports**



**6 - You will then be able to access all reports**



**WEEKLY REPORTS ARE NO LONGER PRINTED FOR YEARS 12 & 13**  
**See through SchoolBridge**  
**Or ask your tutor!**

**THE APP**

### How to see Reports through SchoolBridge on the Website

**1- Go to the School website**  
[www.waitakerecollege.school.nz](http://www.waitakerecollege.school.nz)

**2 - Click login** at the top of the page



**3- choose student sign in**



**3- sign in with your school email and password**



**4 - Click on the School Kiwi.**

**5 - Click on Reports**  
(if you click on SchoolBridge button it will take you back)



**You will then see all reports to view or download**



**THE WEBSITE**

**Check yours on  
SchoolBridge -**

**Login through  
school website  
to see any  
reports**

## WEEKLY REPORT GUIDE

Are you showing  
**Manawanui**

by being engaged with your learning

by showing perseverance and determination  
in your learning

by being resilient by not giving up if something  
goes wrong, learning from mistakes  
and having a "can do" attitude

by being resourceful and finding effective,  
achievable ways to overcome difficulties

**4**

**Always**

You are  
consistently  
showing these in  
all you do, well  
done and  
keep it up!

**3**

**Mostly**

You are  
developing these  
well, there is still  
room for  
improvement.

**2**

**Sometimes**

You are  
starting to show  
these but need  
to do so more  
often.

**1**

**Rarely**

You are not  
showing these  
enough and need  
to work hard on  
this area.

**Paper  
copy AND  
Emailed to  
you and  
your  
Caregivers  
on  
Friday  
every  
week!**

**Subjects not  
included are  
Junior Pe/Health,  
and AeL**

# BOOK OF THE WEEK

## **Scythe – Neal Shusterman**



Imagine a world where disease, war, and crime no longer exist, and the only way to die is to be chosen for "gleaning" by professional scythes. Teenagers Citra and Rowan are reluctantly selected as scythe apprentices. Though neither wants the job, they must learn the art of taking life and the weight of the responsibility that comes with it.

However, as they train, they uncover corruption within the Scythedom, and soon, their competition turns deadly. Only one of them will be chosen to become a full scythe, and the first task of the winner will be to "glean" the loser. With their fates intertwined, they must navigate a dangerous system where power and morality collide.

*Scythe* is a gripping, thought-provoking read that challenges ideas of life, death, and control. Perfect for fans of dystopian fiction and thrilling, high-stakes storytelling, this book will keep you hooked from start to finish. If you enjoyed *The Hunger Games* or *Divergent*, this is a must-read!

Te Reo Māori -

Aroha  
affection,  
charity,  
compassion,  
love, empathy,  
care

Whakataukī

Kia kaha  
kia māia  
kia manawanui

Be strong  
Be brave  
Be steadfast

Term 1 Week 11 WORDS OF THE WEEK

accomplish      replenish      recharge

A FOCUSED FOOL  
CAN ACCOMPLISH  
MORE THAN A  
DISTRACTED  
GENIUS

@heath.gascoigne



Parts of speech:	Verb	Parts of speech:	Verb	Parts of speech:	verb
Definition and in a sentence:		Definition and in a sentence:		Definition and in a sentence:	
To succeed in doing or finishing something that requires effort.		To make complete or full again; refill.		(of a person/animal) return to a normal state of mind or strength after a period of exertion.	
We have two more tasks to <b>accomplish</b> before we're done.		We are <b>replenishing</b> our supply of firewood. <a href="#">LINK to WordSmyth</a> <a href="#">Link to NZ sign language</a>		She needs a bit of time to <b>recharge</b> after giving so much of herself	

# Waitākere College Opening Karakia

*Karakia o te kura*

**Whakataka te hau ki te uru  
Whakataka te hau ki te tonga  
Kia mākinakina ki uta  
Kia mātaratara ki tai  
Kia hii ake ana te ātākura  
He tio he huka he hau hu  
Tihei mauri ora!**

*Cease the winds from the West  
Cease the winds from the South  
Let the breezes blow over the land  
Let the breezes blow over the ocean  
Let the red-tipped dawn come  
With a sharpened air, a touch of frost,  
a promise of a glorious day*

# Waitākere College Closing Karakia

*Karakia o te kura*

**Tūtawa mai i runga,  
Tūtawa mai i raro,  
Tūtawa mai i roto,  
Tūtawa mai i waho,  
Kia tau ai te mauri tū  
Te mauri ora ki te katoa.  
Hāumi e, hui e, taiki e!**

*I summon from above, below, within,  
from the outside environment,  
to calm and settle the vital inner essence,  
the well-being of everyone,  
Be joined, together united!*

# **PUT AWAY FOR THE DAY**

## **HEADPHONES/EARBUDS/PHONES**



EXCEPTION IS WHEN REQUIRED FOR LEARNING  
**ONLY AS DIRECTED BY THE TEACHER**

# PUT AWAY FOR THE DAY

**Student  
phones/paraphernalia are  
away for personal use during  
school;  
including during interval,  
lunchtime and breaks,  
corridors, toilets or anywhere  
on the school grounds.  
This includes students on a  
school course or visiting  
outside the school grounds  
(EOTC).**

## 4 STEP GUIDELINE

1. Your teachers will greet you at your classroom door and expect to see you putting your phone (turned off)/headphones in your bag.
2. If seen in the first few minutes of class, you will be told to put away your phone/headphones in your bag.
3. If seen at any time after this, your phone/headphones may be confiscated until the end of the period/day.
4. Continued disrespect may result in a longer confiscation of your phone/headphones or a stand-down.

Parents will still be able to contact their child/tamariki through the existing school processes in the College via the Student Centre 09 8367890 Ext 872

In Lockdown/Evacuation situations, contact with parents/whānau will be by website, text, and email from the college. No student calls are necessary.

# Leaving Class & Wharepaku-Toilet Rules

- Please manage yourself and go to the bathroom at Morning tea or Lunchtime
- During class time only ONE student at a time may visit the wharepaku-toilet and only if your HALL PASS has been signed by your teacher  
**NO HALL PASS = NO LEAVING CLASS**
- STRICTLY - NO bathroom visits are allowed in the first 10 minutes or last 10 minutes of class
- You are not allowed to take your Phone/Bag to the bathroom with you - these must be left in the class with your teacher
- You are not allowed to eat, loiter/gather, or do any kind of filming or photography in the wharepaku-toilet area
- Only ONE person is ever allowed in the cubicle at any time
- At Morning Tea and Lunchtime;
  - Queue OUTSIDE the toilet block not outside the stalls
  - Only enter when someone has left the through the main door



It is essential to maintain hygiene, privacy and safety for  
ALL users of the Wharepaku - toilet area,  
**Thank you for RESPECTING the space**

# Waitākere College Rules and Expectations

LET COMMON SENSE BE YOUR GUIDE! NOT KNOWING IS NOT AN EXCUSE!

## Learning and Behaviour:

- **All students have the right to benefit from uninterrupted learning, just as all teachers must be able to teach without disruption or lack of cooperation.**
- **All students must respect and support these rights by taking personal responsibility for their own behaviour, showing respect for staff and fellow students and promoting a positive learning experience.**
- **Outside of class work and assignments should always be completed and presented to a high standard and submitted on time.**
- **In all circumstances, students MUST do as requested by staff immediately and without question.** (There are opportunities to seek clarification later from staff members, Tutor Class teachers, House Leaders and Deans)

## Attendance:

- **Attendance and punctuality are important. Students should attend school every day** and be punctual to school and all classes. Explanation is required for all absences and lateness. **Truancy is regarded seriously** and dealt with by disciplinary consequences or referred to official agencies. Serious truancy may lead to legal action.
- **NO student may leave the College campus during the school day, without being signed out from the Student Centre.** Wherever possible, appointments should be made outside of school hours.

## Day-to Day Routines

- ✓ **No student should bring any item to school which is not absolutely necessary** during the normal school day. This applies particularly to all prohibited, dangerous or valuable items including illegal or restricted drugs, vapes and paraphernalia.
- ✓ **Prohibited items may be impounded by staff** and returned to parents when possible and convenient. Take care of **and name all personal items**. Some lockers are available. (details from the Student Centre)
- ✓ **The school takes no responsibility for any such items** brought to school which are lost or stolen.
- ✓ **Students must not invite or encourage outsiders into the College.** Students should not associate with outsiders on campus or at boundaries. Parent/caregiver access to their child must be through the Student Centre.
- ✓ **Students are not have food or other items delivered to the school at anytime.**
- ✓ **Students are not to congregate on their way to or home from school** in parks, at shops or any other place. You should come directly to school and go directly home. Where this is not happening, parents will be contacted. This is a matter of safety and good sense and important to the impression made by students on our community.
- ✓ **Some areas of the College grounds are out of bounds.** Students must be aware of these areas and not be in them. Out of bounds areas are not suitable for students for safety reasons or are limited to certain types of use.
- ✓ **It is College policy that students must have permission** from the Associate Principal if they wish to bring a motor vehicle to school. Permission is granted based on genuine need. Normal license conditions apply.
- ✓ **A clean environment is a shared responsibility.** Please assist by picking up litter even if it is not yours, especially when asked to do so. Litter is unacceptable. There are many bins. Please use them.
- ✓ **Eating or drinking is not permitted in the Library, Classrooms, the Gymnasium or the Assembly Hall.** Chewing gum is not permitted on the school grounds.

## What happens if you break rules of respect for others, classroom expectations or behaviour?

- **In classrooms**, teachers may ask you to fill out a form to reflect on what has happened and to understand how you might have behaved to meet expectations. They will discuss this with you. This is called a **restorative practice**, because it tries to restore things to where they should have been before you caused a disruption in the classroom. The key thing is for you to see that you have harmed the learning of others and to prevent this occurring in the future. Most minor incidents can be resolved between teachers and students when they occur if you participate in respectful and sensible discussion and accept responsibility for your own actions.
- **Around the school grounds**, staff and senior students may tell you not to do something which breaks our common expectations of acceptable behaviour, safety or respect for people and property. Behaviours, actions and symbols that undermine the culture of the school will not be tolerated and will be addressed. In some cases, there are consequences for unacceptable behaviour.
- **Where problems continue or are not resolved or where more serious issues occur**, the matter is often referred to your Dean and may also involve parent/caregiver contact.
- **Restorative Justice Conferencing** is used in more serious cases, bringing together everyone affected by the behaviour. Typically the families of the wrongdoer, any person harmed, the teachers concerned, guidance staff and senior staff may also attend. Everyone gets to speak as to how the matter has affected them. The wrongdoer gets to see how their action has affected others and to examine how they might make the situation right for the future.
- **Waitākere College increasingly uses restorative thinking** to enable students to accept responsibility and resolve situations.

## The Questions and Process -

### What should Students ask themselves?

#### 1. Tell the story - What happened?

What

#### 2. Explore the harm - Who do you think has been affected? In what ways?

Affect

#### 3. Repair the harm - What needs to be done to put things right?

Repair

#### 4. Move forward - How can we make sure this does not happen again?

Move

## It is the responsibility of students to know and follow all uniform regulations.

The College expects all students to be well behaved, courteous and appropriately dressed in full and correct uniform from the time they leave home for school, until they arrive home again. Waitākere College believes that well-groomed students, wearing uniform correctly shows respect and pride in themselves and their College.

- The College reserves the right to decide on the acceptability of all items of uniform.
- No uniform may be altered without the permission of the College: e.g. length of trousers must be covering the socks. No shortening of skirts or shorts or editing the 'style', by tapering etc.
- Uniform which is unclean or in an unsatisfactory state will not be accepted.
- All non-uniform items may be impounded and parents contacted for collection.
- Students needing to temporarily wear any non-regulation item of uniform must bring a note explaining the situation and report to the Student Centre to obtain a permit or loan items. Full, correct uniform is a priority.
- Items other than those brands and styles listed in the prospectus/uniform leaflet will not be accepted.

### Wearing Uniform Correctly Means

- ✓ It will be clean, tidy, unmarked and in good condition (or be replaced).
- ✓ Trousers and shorts must be at waist height, preferably. Skirts are not to be rolled up.
- ✓ T shirts must be plain white or the school PE shirt and only visible at the neck. T shirts must not be visible past the sleeve or shirt length. Long sleeve tops can not be worn.
- ✓ Shoes must be flat, clean, polish-able, plain black dress or school shoes of a style approved by the College. (Full details are available from the Student Centre and Main Office). Lace up or slip on only, not buckle or Velcro fastenings. No casual, sports, canvas or suede styles. No two-tone, no colours, no high-tops/ankle boots, no logos or badging.
- ✓ Shoes must be worn with half calf-length/ business socks in plain white, black or navy blue. (Either black or flesh-toned sheer pantyhose or tights may also be worn with shoes, but not with sandals).
- ✓ Roman sandals or single 'cross-over' sandals with a heel strap fitted correctly are acceptable. Sandals must be black. Socks, full tights/pantyhose cannot be worn with sandals.
- ✓ A school cap, bucket hat and scarf can be worn. Not acceptable are beanies, non school caps, hoodies, non school coats etc (Scarves are not to be worn over the head.)
- ✓ Year 13 Dress shirts must be worn with a tie, and must be tucked in.

### Suitable Grooming Means:

- ✓ Hair should be neat, tidy and groomed with safety in mind for many science, sport and technical subjects, hair must be tied back. Hair styles and colour must be conservative and of a natural hair colour. Clips, combs, ties and headbands must be plain and unobtrusive
- ✓ Boys must be clean shaven.
- ✓ Ear piercings are permitted if they are plain gold or silver STUD earrings. For health and safety reasons; NO hoops or dangling earrings are permitted and will need to be removed.
- ✓ ONE SMALL STUD piercing is acceptable on the side of the nose. Nose rings, Any Bars, Stretchers, Septum, Eyebrow, Tongue or other visible piercings are NOT permitted at school and will need to be removed.
- ✓ No bangles, bracelets, beaded bracelets, tied bracelets, rings, or other exposed jewellery can be worn.
- ✓ A taonga or recognised culturally appropriate or religious symbol on a necklace, may be worn
- ✓ Any tattoo should be covered by normal uniform. Any unacceptable symbol must be removed or covered.
- ✓ Subtle and natural make-up and nail varnish can be worn at school. (anything deemed not acceptable, students will be asked to remove)

*If in doubt on any matter, parents are encouraged to contact the Student Centre, especially before purchasing items which may not be accepted. N.B. This particularly applies to shoes and piercings.*

*The College reserves the right to decide the acceptability of items of uniform, and standards of clean dress and grooming. Incorrectly dressed students may have non-compliant items impounded, and may have items loaned by the Student Centre, with an expectation that the uniform will be corrected before attending school the next day.*

*All items must be named and are students' own responsibility; the College accepts no liability for lost items. Uniform should be in good condition, not stained or ripped, and with all buttons in place.*